

## Released Update ProjectPro 25.0.12.25900 (Global)

### Application Enhancement & Hot Fixes

Update ID	Type	Title	Functional Area
PE-562	New Feature	Default Task for Project Type – Multiple "Project Type" selection on Project Activities	ProjectPro Basics
PE-649	New Feature	Enhance Project Payroll Process for ProjectPro	Advanced Project Payroll
PE-667	Enhancement	Restrict "Get Billings" or "Get Project Planning Lines" for Change Order Projects with Status "Planning"	Progress Billing
PE-677	Enhancement	Progress Payment Method on Subcontract for T&M Projects	Subcontract
PE-682	New Feature	Enhancement Regarding AU Region Dependency App	
PE-688	New Feature	Add the UOM Field on the Progress Payment	Subcontract
PE-690	New Feature	Events for "Customer Balance Due"	Account Receivables
PE-693	New Feature	New Graphics for Project Budget/Billable under Analytics on Project Card	ProjectPro Basics
PRJCTPR-503	Improvement	Enhance the Flow of APO Links and be Removed with Projects	ProjectPro Basics
PRJCTPR-509	Improvement	ProjectPro Copy Project Function – Warehouse "Qty. Picked" Field on Job Planning Lines	ProjectPro Basics
PRJCTPR-510	Improvement	Enhance Slowness on Project Material Planning Page	Project Material Planning
PRJCTPR-511	Enhancement	Limit Retention% to 100% on Sales Side	Account Receivables

\*\*Note: Details are given below in "Release Note Details".

# Release Note Details

## PE-562

### New Feature – Default Task for Project Type - Multiple "Project Type" selection on Project Activities

As a new enhancement, you can now select multiple Project Types on the Project Activities page under the field "Default Task for Project Type".

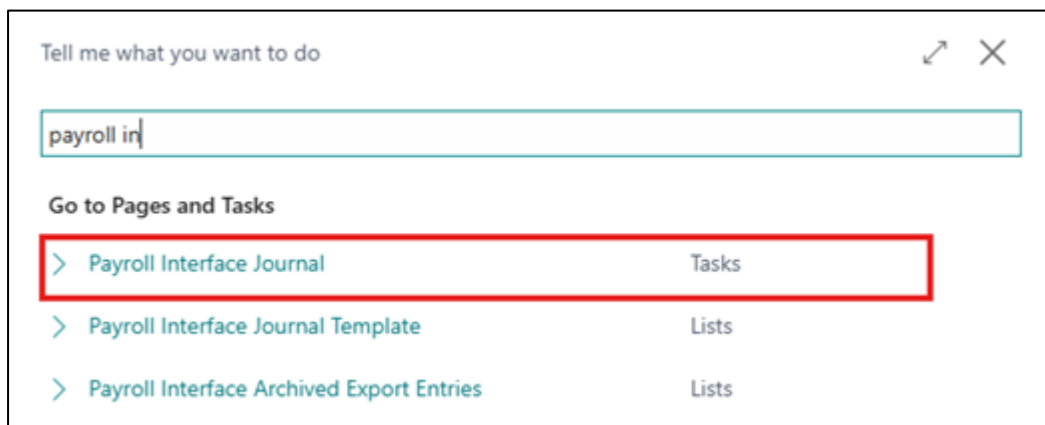
Type ↑	Code ↑	Search Code	Description	Default onto each Project	Project Task Type	Totalling	Default Task for Project Type	Default Project Burden Percent	Blocked
Cost	000	000	Procurement and Contracting Require...	<input checked="" type="checkbox"/>	Begin-Total		INFR	0.00	<input type="checkbox"/>
Cost	001	001	General Requirements	<input checked="" type="checkbox"/>	Posting		SPL	0.00	<input type="checkbox"/>
Cost	002	002	Existing Conditions	<input checked="" type="checkbox"/>	Posting		ARC INFR SPL	0.00	<input type="checkbox"/>
Cost	003	003	Concrete	<input checked="" type="checkbox"/>	Posting		ARC INFR	0.00	<input type="checkbox"/>
Cost	004	004	Masonry	<input checked="" type="checkbox"/>	Posting		SPL	0.00	<input type="checkbox"/>
Cost	005	005	Metals	<input checked="" type="checkbox"/>	Posting		ARC SPL	0.00	<input type="checkbox"/>
Cost	006	006	Wood, Plastics, and Composites	<input checked="" type="checkbox"/>	Posting		INFR SPL	0.00	<input type="checkbox"/>
Cost	007	007	Thermal and Moisture Protection	<input checked="" type="checkbox"/>	Posting		ARC	0.00	<input type="checkbox"/>
Cost	008	008	Openings	<input checked="" type="checkbox"/>	Posting			0.00	<input type="checkbox"/>
Cost	009	009	Finishes	<input checked="" type="checkbox"/>	Posting			0.00	<input type="checkbox"/>

## PE-649

### New Feature – Enhance Project Payroll Process for ProjectPro

The following changes have been made to the Project Payroll process:

- The "Payroll Interface Journal" page is now available on search.



- 3 new fields have been added to the "Payroll Interface Journal" page:
  - Project Task No.:** The value in this field is derived from the project ledger entries.
  - Work Type Code:** The value in this field is derived from the project ledger entries.
  - Project Skill Class Code:** The value in this field is derived from the project ledger entries. In any case, if there is no Skill Class Code in the project ledger, then the user has an option to select it from the "Employees Wage Rates" on the Employee card.

Payroll Interface Journal

Batch Name: DEFAULT

Manage | Create Payroll Interface Entries | ProofList Report | Test Report | Create Export file | Clear Export Status | Archive Exported lines | Export Payroll Data | Related | Fewer options

Export Status	Work Date	Employee No.	Name	Project No.	Project Task No.	Work Type Code	Project Skill Class Code	Shift	D/E Type	D/E Code	Rate	Hours	Amount	Sequence No.	Override Local	State/L Misc. F.
-	4/7/2025	EMP001	Sophia Jackson	PRCT001	001	REGULAR	OPER1	D	Earning	E	22	8	176.00			
-	4/8/2025	EMP001	Sophia Jackson	PRCT001	001	REGULAR	TECH	D	Earning	E	24.78	8	198.24			
-	4/9/2025	EMP001	Sophia Jackson	PRCT001	001	REGULAR	PE	D	Earning	E	31.82	8	254.56			
-	4/10/2025	EMP001	Sophia Jackson	PRCT001	001	REGULAR	PE	D	Earning	E	31.82	8	254.56			
-	4/11/2025	EMP001	Sophia Jackson	PRCT001	001	REGULAR	PE	D	Earning	E	31.82	8	254.56			
-	4/7/2025	EMP002	Daniel Smith	PRCT001	001	REGULAR	PE	D	Earning	E	21	8	168.00			
-	4/8/2025	EMP002	Daniel Smith	PRCT001	001	OT	DRVR	D	Earning	E	23	2	46.00			
-	4/9/2025	EMP002	Daniel Smith	PRCT001	001	REGULAR	PE	D	Earning	E	21	8	168.00			
-	4/10/2025	EMP002	Daniel Smith	PRCT001	001	REGULAR	PE	D	Earning	E	21	8	168.00			
-	4/11/2025	EMP002	Daniel Smith	PRCT001	001	REGULAR	PE	D	Earning	E	21	8	168.00			
-	4/7/2025	EMP001	Sophia Jackson	PRCT001	001	REGULAR	OPER1	D	Earning	D	22	8	176.00			

- The Proof List Report is updated by replacing "Social Security No." with "Work Type Code".

Payroll Interface Prooflist Report

ProjectPro UAT25 - NA

June 24, 2025  
Page 1  
DYNAMICS\RIA.SEN

Journal Template: PAYROLL  
Journal Batch: DEFAULT  
Payroll Interface Jnl Line: Journal Template Name: PAYROLL, Journal Batch Name: DEFAULT

PIJ Work Type Caption

Export Status	Export Status Date/Time	Document No.	Work Date No.	Employee Name	Project No.	D/E Type	D/E Code	Rate	Hours	Amount	State/Local Misc. Field	Rate No.	Work Type Code	Project Ledger Entry No.
		PP001	04/11/25	E0030	Jetinder saini	J00020	Deduction	0.00	1	0.00			REGULAR	727
		Jetinder saini subtotal:												
		PP001	04/07/25	EMP001	Sophia Jackson	PRCT001	Earning	E	22.00	8	176.00		REGULAR	698
		PP001	04/07/25	EMP001	Sophia Jackson	PRCT001	Earning	D	22.00	8	176.00		REGULAR	698
		PP001	04/08/25	EMP001	Sophia Jackson	PRCT001	Earning	E	24.78	8	198.24		REGULAR	702
		PP001	04/08/25	EMP001	Sophia Jackson	PRCT001	Earning	D	24.78	8	198.24		REGULAR	702
		PP001	04/09/25	EMP001	Sophia Jackson	PRCT001	Earning	E	31.82	8	254.56		REGULAR	706
		PP001	04/09/25	EMP001	Sophia Jackson	PRCT001	Earning	DE	31.82	8	254.56		REGULAR	706
		PP001	04/10/25	EMP001	Sophia Jackson	PRCT001	Earning	E	31.82	8	254.56		REGULAR	710

- The format of the exported Payroll data file has been changed from ".txt" to "Excel" and "CSV" formats when the "Export Payroll Data" function is used.

Payroll Interface Journal

Batch Name: DEFAULT

Manage | Create Payroll Interface Entries | ProofList Report | Test Report | Create Export file | Clear Export Status | Archive Exported lines | Export Payroll Data | Related | Fewer options

Export Status	Project Task No.	Work Type Code	Project Skill Class Code	Shift	D/E Type	D/E Code	Rate	Hours	Amount	Sequence No.	Override Local	State/Local Misc. Field	Rate No.	Social Security No.	Manual Check No.	Project Ledger Entry No.
-	001	REGULAR	OPER1	D	Earning	E	22	8	176.00						0	698
-	001	REGULAR	TECH	D	Earning	E	24.78	8	198.24						0	702

Payroll Journal Data Export

Options

Journal Template Name: PAYROLL

Journal Batch Name: DEFAULT

Print to Excel:

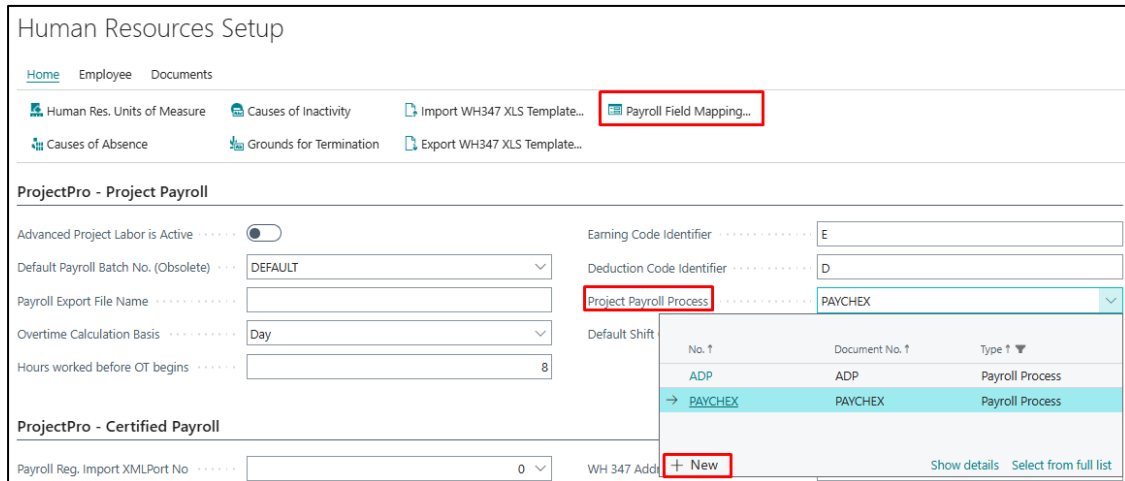
CSV Options

Print to CSV:

Print Header Row:

OK Cancel

- The ProjectPro Payroll process is now dynamically available to work with any Payroll Methods. For this, a new field has been added to the Human Resource Setup **“Project Payroll Process”** under **“ProjectPro – Project Payroll”** fast tab.
  - You can add a new payroll process from the dropdown of this field by clicking on **“New”**. The mapping of the fields can be attained using the **“Payroll Field Mapping”** from the ribbon.



- The **“Payroll Field Mapping”** action helps to decide which fields are to be included while exporting the data from the Payroll Interface Journal page. Clicking on this opens a new page, which is filtered according to the selected Project Payroll Process.
  - Enter the **“Table ID”** and **“Field ID”**. Modify the field name under **“Field Caption”**, and this will be printed on the Excel/CSV file.
  - If you do not want to include a single field without modifying the setup, then you can uncheck the **“Include Field”** Boolean.
  - The **“Display Order”** defines the sequence of the fields to be printed.
  - The **“Select Field”** option on the ribbon helps to find the field if the field ID is unknown.

Payroll Export Field Selection ✓ Saved

🔍 🔍 🔍 | + New Edit List Delete Select Field | More options 🔍 🔍 ☰

Payroll Process Type ↑ ▼	Table ID ↑	Field ID ↑	Field Name	Field Caption	Include Field	Display Order
→ PAYCHEX	14021380	1	NS_Journal Template Name	Journal Template Name	<input checked="" type="checkbox"/>	8
PAYCHEX	14021380	3	NS_Journal Batch Name	Journal Batch Name	<input checked="" type="checkbox"/>	7
PAYCHEX	14021380	5	NS_Document No.	Document No.	<input checked="" type="checkbox"/>	6
PAYCHEX	14021380	10	NS_Employee No.	Employee No.	<input checked="" type="checkbox"/>	5
PAYCHEX	14021380	11	NS_Employee Name	Name	<input checked="" type="checkbox"/>	4
PAYCHEX	14021380	30	NS_Job No.	Project No.	<input checked="" type="checkbox"/>	3
PAYCHEX	14021380	40	NS_Shift	Shift	<input checked="" type="checkbox"/>	2
PAYCHEX	14021380	50	NS_D/E Type	D/E Type	<input checked="" type="checkbox"/>	1
PAYCHEX	14021380	52	NS_D/E Code	D/E Code	<input checked="" type="checkbox"/>	9
PAYCHEX	14021380	1024	NS_Working Hours	Working Hours	<input checked="" type="checkbox"/>	10

- To define the employee default work shift, a new field **“Default Shift Code”** has been added to the Human Resource Setup under ProjectPro – Project Payroll fast tab.

Human Resources Setup

Home Employee Documents Automate Fewer options

ProjectPro - Project Payroll

Advanced Project Labor is Active

Earning Code Identifier E

Default Payroll Batch No. (Obsolete) DEFAULT

Deduction Code Identifier D

Payroll Export File Name

Project Payroll Process PAYCHEX

Overtime Calculation Basis Day

Default Shift Code D

Hours worked before OT begins 8

- The value in here should consist of one character that flows to the Payroll Interface Journal page under the **“Shift”** field, which can be modified as required.

Payroll Interface Journal

Batch Name DEFAULT

Manage Create Payroll Interface Entries Employee Wages and Benefit ProofList Report Test Report Create Export file Clear Export Status

Export Status	Work Date	Employee No.	Name	Project No.	Project Task No.	Work Type Code	Project Skill Class Code	Shift	D/E Type	D/E Code	Rate	Hours	Amount
	4/7/2025	EMP001	Sophia Jackson	PRCT001	001	REGULAR	OPER1	D	Earning	DE	22	8	176.00
	4/8/2025	EMP001	Sophia Jackson	PRCT001	001	REGULAR	TECH	D	Earning	DE	24.78	8	198.24
	4/9/2025	EMP001	Sophia Jackson	PRCT001	001	REGULAR	PE	D	Earning	DE	31.82	8	254.56
	4/10/2025	EMP001	Sophia Jackson	PRCT001	001	REGULAR	PE	D	Earning	DE	31.82	8	254.56
	4/11/2025	EMP001	Sophia Jackson	PRCT001	001	REGULAR	PE	D	Earning	DE	31.82	8	254.56
	4/7/2025	EMP002	Daniel Smith	PRCT001	001	REGULAR	PE	D	Earning	DE	21	8	168.00
	4/8/2025	EMP002	Daniel Smith	PRCT001	001	OT	PE	D	Earning	E	23	2	46.00

- The **“D/E Code”** field here is updated based on the **“D/E Type”** defined and its codes defined under the fields **“Earning Code Identifier”** and **“Deduction Code Identifier”** on the Human Resource Setup.  
Note: In case of **“Earning”**, the priority will be given to the **“Earning Code Identifier”** assigned under the **“Work Type”** page.
- Now, the **“Test Report”** also checks if **“D/E Code”** has more than 1 character on the Payroll Interface Journal page as well.
- The **“Rate”** is now derived from the **“Employee Wage Rate”** based on the corresponding combination of Work Type and Project Skill Class Code, considering the effective date.
- A new User Setup has been added, **“Allow Access to Employee Wage Rate”**. This provides access to open **“Employee Wage Rates”** on the Employee card and allows modification of the fields **“Rate”** and **“Project Skill Class Code”** on the Payroll Interface Journal page.

User Setup ✓ Saved

+ New Edit List Delete

User ID ↑	Allow Access to Reporting Status on SubContract	Allow changing of Approver ID on the Crew Time Sheet.	Allow Pay When Paid	Allow Draw No. Change	Allow Submittal of Project Work Units	Allow Admin rights for PPLicence Activation	Allow Negative Est. Cost to Complete on PFW	Allow to change Cost of Takeoff Compoenents	Allow Access to Employee Wage Rate	Allow user to close and open draws
→ DYNAMICS\ANKIT.KUMAR	<input checked="" type="checkbox"/>	<input checked="" type="checkbox"/>	<input checked="" type="checkbox"/>	<input checked="" type="checkbox"/>	<input checked="" type="checkbox"/>	<input checked="" type="checkbox"/>	<input checked="" type="checkbox"/>	<input checked="" type="checkbox"/>	<input type="checkbox"/>	<input type="checkbox"/>
DYNAMICS\ARJUN.WADHWA	<input checked="" type="checkbox"/>	<input checked="" type="checkbox"/>	<input checked="" type="checkbox"/>	<input checked="" type="checkbox"/>	<input checked="" type="checkbox"/>	<input checked="" type="checkbox"/>	<input checked="" type="checkbox"/>	<input checked="" type="checkbox"/>	<input type="checkbox"/>	<input type="checkbox"/>
DYNAMICS\ED.WILLIAMS	<input checked="" type="checkbox"/>	<input checked="" type="checkbox"/>	<input checked="" type="checkbox"/>	<input checked="" type="checkbox"/>	<input checked="" type="checkbox"/>	<input checked="" type="checkbox"/>	<input checked="" type="checkbox"/>	<input checked="" type="checkbox"/>	<input checked="" type="checkbox"/>	<input checked="" type="checkbox"/>
DYNAMICS\HEENA	<input type="checkbox"/>	<input type="checkbox"/>	<input type="checkbox"/>	<input type="checkbox"/>	<input type="checkbox"/>	<input type="checkbox"/>	<input type="checkbox"/>	<input type="checkbox"/>	<input type="checkbox"/>	<input type="checkbox"/>
DYNAMICS\JETINDER.SAINI	<input checked="" type="checkbox"/>	<input checked="" type="checkbox"/>	<input checked="" type="checkbox"/>	<input checked="" type="checkbox"/>	<input checked="" type="checkbox"/>	<input checked="" type="checkbox"/>	<input checked="" type="checkbox"/>	<input checked="" type="checkbox"/>	<input type="checkbox"/>	<input type="checkbox"/>

**PE-667**

**Enhancement – Restrict "Get Billings" or "Get Project Planning Lines" for Change Order Projects with Status "Planning"**

A validation has been added to the progress billing for the lines with the corresponding project’s Status set to Planning.

**PE-677**

**Enhancement – Progress Payment Method on Subcontract for T&M Projects**

The “Progress Payment Method” field remains editable during manual line entry or upon reopening the subcontract page.

Subcontract Card ✓ Saved

SC20192 · Master Subcontract

Lines Manage Line

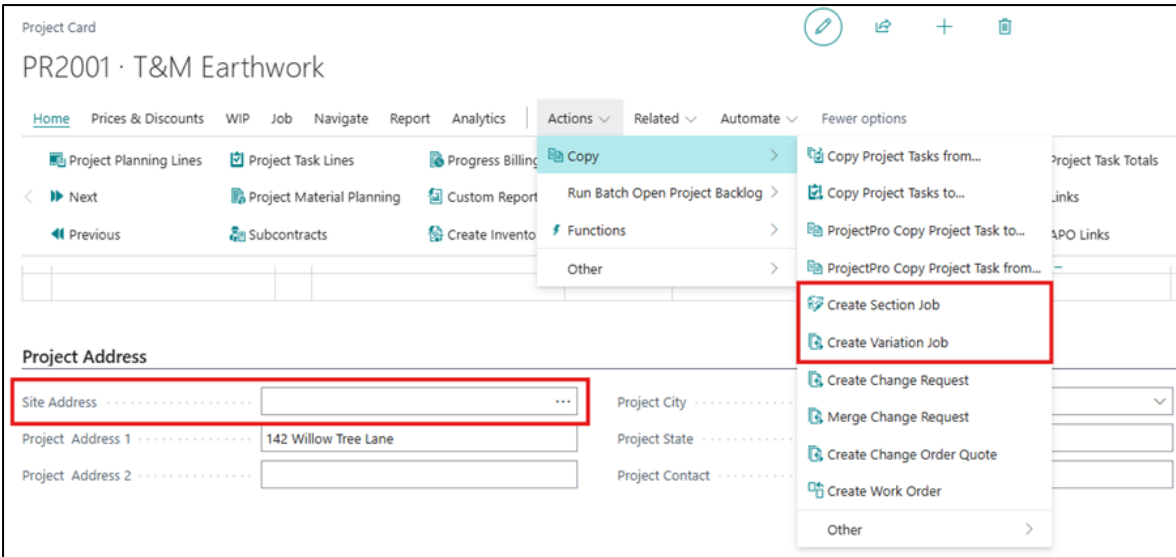
Type	Description	Project No.	Project Task No.	Task Description	Change Order	Change Order Date	Project Cost Category	Quantity	Progress Payment Method	Unit of Measure Code
→ Item	Foam Air Conditio...	J03350	002	DUMPSTER	<input type="checkbox"/>			100	▼	EA
									%	
									Unit	
									L/S	

**PE-682**

**New Feature – Enhancement Regarding AU Region Dependency App**

The following changes have been made to the AU dependency app:

- “Sub Job” has been changed to “Section Job”
- “Change Order” has been changed to “Variation Job”
- “Ship-to Address” has been changed to “Site Address”



**PE-688**

**New Feature – Add the UOM Field on the Progress Payment**

A “Unit of Measure” field has been added to the Progress Payment page, with its values taken from the corresponding Subcontract Commitment.

Progress Payment Header

SCJOB0018 · 1 · 0

Home Reports More options

General >

Progress Payment Subform New Line Delete Line

Item No.	Type	No.	Description	Project No.	Project Task No.	Task Description	Cost Category	Unit of Measure Code	Payment Method	Base Amount	Base Quantity
→ 1	Resource	L-1004	Michele Hansson	J01305	002	EXISTING CONDITIONS	LAB	HR	%	8,000.00	1.00
2	Item	AG05STN	Crushed Stone #2	J01305	002	EXISTING CONDITIONS	MAT	EA	Unit	4,000.00	10.00
3	G/L Account	10900	Petty Cash	J01305	002	EXISTING CONDITIONS		EA	%	5,000.00	1.00

**PE-690**

**Enhancement – Events for "Customer Balance Due"**

New events have been added for the “Customer Balance Due” field on the Customer card.

**PE-693**

**New Feature – New Graphics for Project Budget/Billable under Analytics on Project Card**

A new graphical interpretation has been created on the “Project Budget/Billable” page under the Analytics section of the Project card’s ribbon, displaying data both by columns and rows.



## PRJCTPR-503

### Improvement – Enhance the Flow of APO Links and be Removed with Projects

- The flow of APO Links has been updated. This will be applicable only if both the source and destination Project Class of the project is Template or Master.
- Now the APO Links card is also deleted/removed from the APO Links List when a project is deleted.

## PRJCTPR-509

### Improvement – ProjectPro Copy Project Function – Warehouse "Qty. Picked" Field on Job Planning Lines

The ProjectPro Copy Project function now leaves the “Qty. Picked” field values to be copied to the new projects created.

## PRJCTPR-510

### Improvement – Enhance Slowness on Project Material Planning Page

## PRJCTPR-511

### Enhancement – Limit Retention% to 100% on Sales Side

When creating a sales invoice, if the retention percentage is set to more than 100% or a negative value, a validation message will be triggered.

The screenshot shows the 'Progress Billing' form for project J03550. A red error banner at the top states: 'The page has 2 errors. Refresh (F5) to undo the changes, or correct the errors.' Below this, the 'Retention' section contains two input fields: 'Work Retention Percent' with a value of 101.00 and 'Material Retention Percent' with a value of -4.00. Both fields have a red 'x' icon to their left, indicating they are invalid. The 'Work Retention Amount' and 'Stored Material Retention Amou...' fields show values of 0.00.

The same validation will also appear if a value greater than 100% or a negative percentage is entered in the "Default Project Retention" field on the project card.

The screenshot shows the 'Project Card' form for project J03550. A red error banner at the top states: 'The page has an error. Refresh (F5) to undo the change, or correct the error.' In the 'General' section, the 'Default Project Retention' field is highlighted with a red box and contains the value 101.00. A red 'x' icon is next to the field. A tooltip message is displayed over the field, stating: 'Retention % cannot exceed 100.' Other fields include 'No.' (J03550), 'Project Class' (Master Job), 'Sell-to Customer No.' (10003), 'Sell-to Customer Name' (Nesbitts Construction), and 'Contract Date' (6/13/2025).